




EST. 2000

STONE UK

STONE, TILE & TIMBER SPECIALIST





LIVE EDGE TIMBER INSPIRATION
2024 COLLECTION



LIVE EDGE TIMBER

There are many uses for our selection of live edge timber pieces such as, dining tables, coffee and console tables, furniture pieces, benches and shelving...

We have a variety of different hardwood and softwood species of timber varying between Spalted Beech, Yew, Ash and English Oak to name a few!





WAXES & FINISHES

With the help of these complementary products, you'll find it much simpler to ensure the longevity and beauty of your natural timber



Osmo Natural Oil Woodstain



Osmo WR Base Coat Clear



Osmo Brush Cleaner & Thinner



Antic Bac Wood Cleaner 500ml Spray



Briwax Original Quick Dry Hard



Osmo UV Protection Oil Extra Clear



Osmo Polyx Oil Original Clear Gloss



Osmo Topoil Clear Matt



Briwax Original 400g



Osmo Wood Filler Putty 250g



Osmo Wood Filler Paste 100g



Briwax Original Liming Wax White 220g



TIMBER CARE

To keep your wood looking as good as the day you bought it, we would highly recommend taking the following steps:

- 1 - If you plan to use your timber purchase inside, make sure that you first acclimatise it to its environment. This is to prevent cracks, splits and shrinkages.
- 2 - Avoid placing your wood near sources of heat or near uncovered windows as this can damage or fade the wood.
- 3 - Dust often. Airborne particles can scratch the surface of your wood.
- 4 - Clean often and well using a slightly damp cotton material and gently wipe.
- 5 - Avoid using harsh chemicals like bleach or strong acids on timber; instead, use mild, timber-safe cleaning agents
- 6 - Use liquid polish to hide abrasions.
- 7 - If the wood begins to smell, leave outside in a dry area or lightly dust in baking soda to remove any unpleasant odours.